



EMAS

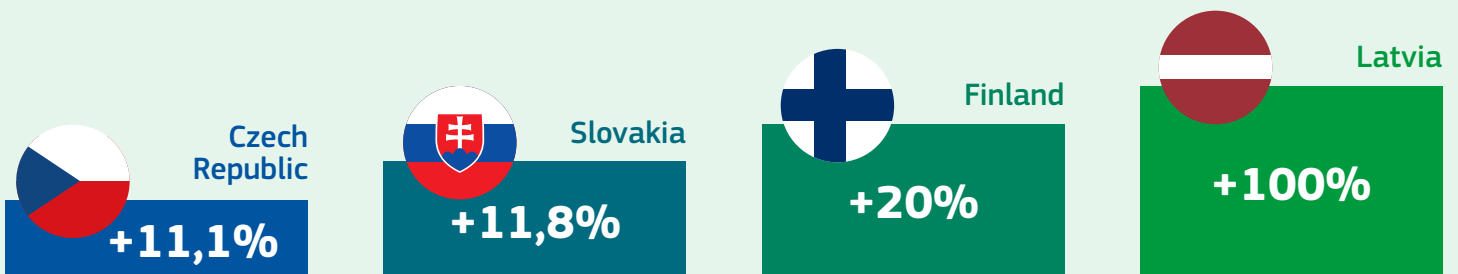
VERIFIED ENVIRONMENTAL MANAGEMENT

EMAS key figures

as per November 2022

4.014 organisations and 12.731 sites are EMAS-registered

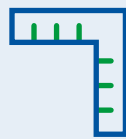
Countries with the highest percentage increase in registration compared to June 2022:



Leading sectors



Waste collection, treatment and disposal
1.455



Specialised construction
946



Manufacture of fabricated metal products
689



Wholesale trade
636



Manufacture of chemicals and chemical products
636



Education
557

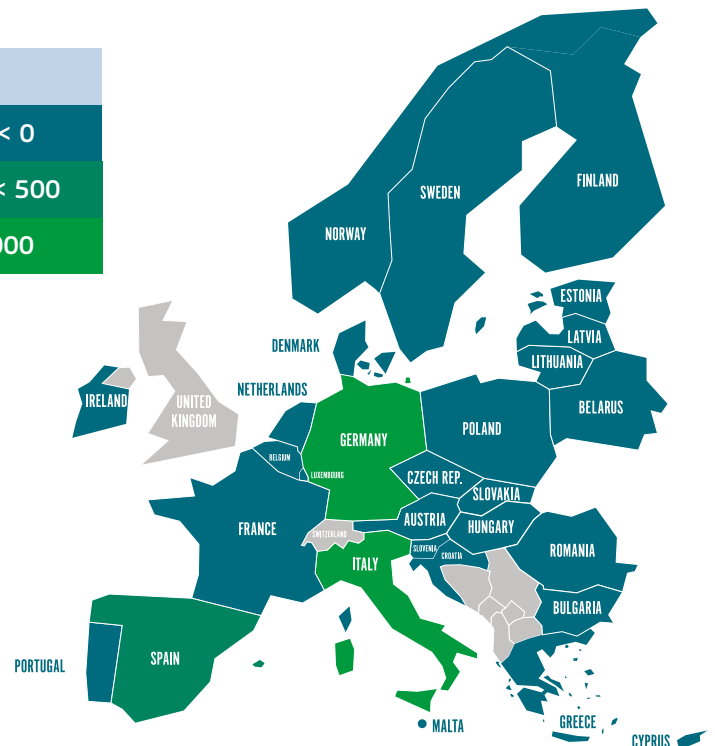
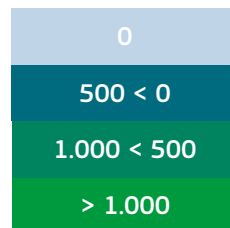


Electricity, gas, steam and air conditioning supply
540



Civil engineering
497

Organisations per country



Organisations and sites per country

Austria	273	1.292	France	14	18	Netherlands	1	1
Belarus	1*	1*	Germany	1.123	2.420	Norway	2	18
Belgium	56	738	Greece	38	1.338	Poland	68	590
Bulgaria	14	36	Hungary	27	54	Portugal	46	79
Croatia	3	4	Ireland	1	1	Romania	8*	8*
Cyprus	77*	77*	Italy	1.092	4.566	Slovakia	85	166
Czech Rep.	20*	46*	Latvia	2	2	Slovenia	9	15
Denmark	10	19	Lithuania	3	4	Spain	999	1.137
Estonia	17	47	Lux.	7	11	Sweden	11	22
Finland	6	20	Malta	1	1			

Source: Official responses from national Competent Bodies
*Numbers from EU EMAS Register